



TRIAL DES NATIONS 2010



MYSLENICE - MYSLENICE - PZM

POLAND

11/09/2010

FINAL RESULTS

LADIES

TEAMS	Sections 14 + 14	T1	LAP 1	LAP 2	T2	TOTAL	0	1	2	3	5	20	YC	EX	TIME
1 RFME SPA		0	11	11	0	22	56	13	3	5	7	0	0	0	14 h 50 m 32 s



LAP 1														14 Sections
1	2	3	4	5	6	7	8	9	10	11	12	13	14	
0	1	0	0	3	0	0	0	0	0	5	2	0	0	



LAP 2														14 Sections
1	2	3	4	5	6	7	8	9	10	11	12	13	14	
0	1	1	0	5	0	0	0	0	0	3	0	1	0	



SANZ LAIA - MONTESA // CONDE MIREIA - BETA // GOMEZ SANDRA - GAS GAS

2 ACU GBR		0	10	14	0	24	57	16	4	3	4	0	0	0	14 h 50 m 49 s
------------------	--	---	----	----	---	----	----	----	---	---	---	---	---	---	----------------



LAP 1														14 Sections
1	2	3	4	5	6	7	8	9	10	11	12	13	14	
0	0	1	0	4	0	0	0	0	1	3	0	1	0	



LAP 2														14 Sections
1	2	3	4	5	6	7	8	9	10	11	12	13	14	
1	0	1	0	7	0	0	0	0	0	4	0	0	1	



BRISTOW EMMA - GAS GAS // COLES JOANNE - GAS GAS // COOK REBEKAH - SHERCO



TRIAL DES NATIONS 2010



MYSLENICE - MYSLENICE - PZM


POLAND

11/09/2010

FINAL RESULTS

LADIES

TEAMS	Sections 14 + 14	T1	LAP 1	LAP 2	T2	TOTAL	0	1	2	3	5	20	YC	EX	TIME
3 DMSB GER		0	27	30	0	57	36	21	7	9	11	0	0	0	14 h 47 m 35 s



LAP 1														14 Sections
1	2	3	4	5	6	7	8	9	10	11	12	13	14	
1	2	0	0	6	0	0	0	0	0	10	3	3	2	



LAP 2														14 Sections
1	2	3	4	5	6	7	8	9	10	11	12	13	14	
2	1	1	0	10	0	0	0	1	0	8	5	1	1	



LEOTTA ROSITA - GAS GAS // WILDE INA - SHERCO // WULF JESSICA - BETA

4 FFM FRA		0	37	34	0	71	30	13	7	14	20	0	0	0	14 h 31 m 7 s
------------------	--	---	----	----	---	----	----	----	---	----	----	---	---	---	---------------



LAP 1														14 Sections
1	2	3	4	5	6	7	8	9	10	11	12	13	14	
2	2	3	0	6	1	0	4	5	0	8	4	2	0	



LAP 2														14 Sections
1	2	3	4	5	6	7	8	9	10	11	12	13	14	
2	1	0	0	8	0	0	0	0	0	10	6	2	5	



GUILLAUD BLANDINE-FUGGI - GAS GAS // JOURNET MARILYNE - GAS GAS // JUFFET SANDRINE - GAS GAS



TRIAL DES NATIONS 2010





MYSLENICE - MYSLENICE - PZM


POLAND



11/09/2010

FINAL RESULTS

LADIES

TEAMS		Sections 14 + 14	T1	LAP 1	LAP 2	T2	TOTAL	0	1	2	3	5	20	YC	EX	TIME											
5	FMI ITA		0	65	50	0	115	14	13	9	21	27	0	0	0	14 h 22 m 12 s											
		LAP 1 14 Sections																									
		1	2	3	4	5	6	7	8	9	10	11	12	13	14	4	8	4	0	10	1	1	1	5	3	10	6
		LAP 2 14 Sections																									
		1	2	3	4	5	6	7	8	9	10	11	12	13	14	5	3	3	1	8	2	0	2	3	1	10	5
BALDUCCHI MARTINA - BETA // RIVERA SARA - BETA // TRENTINI SARA - BETA																											



6	NMF NOR		0	66	83	13	162	10	9	2	28	35	0	0	0	15 h 11 m 36 s											
		LAP 1 14 Sections																									
		1	2	3	4	5	6	7	8	9	10	11	12	13	14	6	3	5	1	8	8	0	4	3	4	8	6
		LAP 2 14 Sections																									
		1	2	3	4	5	6	7	8	9	10	11	12	13	14	6	8	6	5	10	5	0	1	6	4	8	6
LUDVIGSEN CONNIE - GAS GAS // NYLUND EMMA INGER - BETA // SØRLIE HELENE - GAS GAS																											





TRIAL DES NATIONS 2010



MYSLENICE - MYSLENICE - PZM

POLAND

11/09/2010

FINAL RESULTS

LADIES

TEAMS	Sections 14 + 14	T1	LAP 1	LAP 2	T2	TOTAL	0	1	2	3	5	20	YC	EX	TIME
7 MA AUS		0	78	79	7	164	9	7	6	25	37	0	0	0	15 h 5 m 31 s



LAP 1														14 Sections
1	2	3	4	5	6	7	8	9	10	11	12	13	14	
5	10	4	0	10	3	5	2	6	4	10	6	3	10	



LAP 2														14 Sections
1	2	3	4	5	6	7	8	9	10	11	12	13	14	
6	6	4	5	8	5	3	3	3	4	10	5	7	10	



ANDERSON AILSA - SHERCO // MCKINNON KRISTIE - GAS GAS // LONIE BROOKE - SHERCO

8 AMA USA		0	85	91	0	176	7	3	3	24	19	0	0	0	21 h 19 m 32 s
-------------------------	--	---	----	----	---	-----	---	---	---	----	----	---	---	---	----------------



LAP 1														14 Sections
1	2	3	4	5	6	7	8	9	10	11	12	13	14	
8	6	3	2	10	8	5	6	6	0	10	5	6	10	



LAP 2														14 Sections
1	2	3	4	5	6	7	8	9	10	11	12	13	14	
6	6	6	5	10	6	0	8	8	4	10	6	6	10	



ALLEN CAROLINE - GAS GAS // DUKE SARAH - GAS GAS // -- --



TRIAL DES NATIONS 2010



MYSLENICE - MYSLENICE - PZM

POLAND

11/09/2010

FINAL RESULTS

LADIES

TEAMS	Sections 14 + 14	T1	LAP 1	LAP 2	T2	TOTAL	0	1	2	3	5	20	YC	EX	TIME
9 SVEMO SWE		0	94	111	0	205	1	5	0	24	26	0	0	0	22 h 47 m 15 s



LAP 1														14 Sections
1	2	3	4	5	6	7	8	9	10	11	12	13	14	
6	6	6	8	10	8	1	8	6	3	10	6	6	10	

LAP 2														14 Sections
1	2	3	4	5	6	7	8	9	10	11	12	13	14	
8	10	8	5	10	8	10	8	8	4	10	6	6	10	

HENRIKSSON SOFIA - BETA // LARSSON MELINA - GAS GAS // - - - -



10 FNM POR		0	123	124	0	247	0	0	1	15	40	0	0	0	30 h 52 m 54 s
-------------------	--	---	-----	-----	---	-----	---	---	---	----	----	---	---	---	----------------



LAP 1														14 Sections
1	2	3	4	5	6	7	8	9	10	11	12	13	14	
10	8	8	10	10	8	8	8	10	7	10	8	8	10	

LAP 2														14 Sections
1	2	3	4	5	6	7	8	9	10	11	12	13	14	
8	10	10	10	10	8	8	8	8	8	10	8	8	10	

VIEIRA RITA - GAS GAS // - - - - // - - - -



The results are provisional until the end of the limit for the protest and until the approval by the Jury -- Time limit for protest expires 30 minutes at the latest after the publication of the results.

Clerk of the course :

Time :